

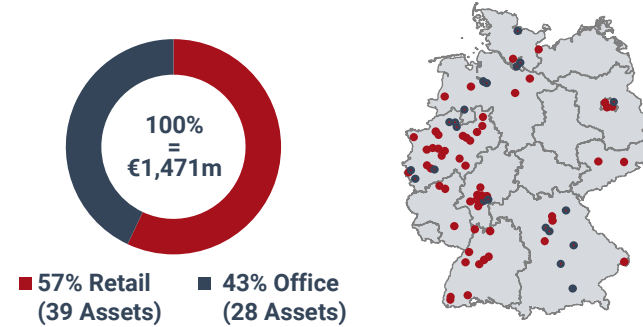
Company Profile

HAMBORNER REIT AG is an EPRA & SDAX-listed commercial property company that generates sustainable rental income based on a diversified German-wide portfolio consisting of office buildings and food-anchored retail properties with a total value of around €1.5 billion. HAMBORNER is distinguished by its many years of experience on the property and capital market, its sustainably attractive dividend policy and its lean and transparent corporate structure.

Management Board:

Niclas Karoff (CEO/CFO)
Sarah Verheyen (COO/CIO)

Portfolio Structure (% of Portfolio Value)



Key Investment Highlights

- Profitable and diversified property portfolio
- Stable and predictable cash flow
- Strong focus on ESG and future topics
- Lean and efficient corporate structure
- Strong internal asset and property management
- Consistently high occupancy rate
- Solid balance and financing structure
- Sustainable and attractive dividend policy

Portfolio Metrics

	Retail	Office	Total
Fair Value	€832.8m	€630.5m	€1,463.2m
Leased area	393,250 m ²	229,703 m ²	622,952 m²
Annualized rent	€51.6m	€38.9m	€90.5m
EPRA vacancy rate	1.4%	4.8%	2.9%
WALT	7.4 years	4.5 years	6.1 years

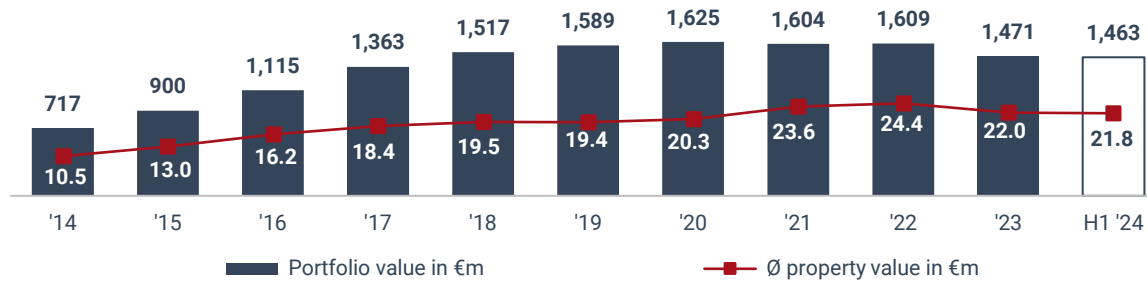
Financial Metrics

	30 June 2024	31 Dec 2023	Change
REIT equity ratio	54.1%	55.1%	-1.0%-pts.
Loan to value (LTV)	45.1%	43.5%	+1.6%-pts.
Ø cost of debt	1.9%	1.8%	+0.1%-pts.
Ø maturity of debt	3.7 years	4.6 years	-0.9 years
EBITDA/interest coverage	5.6x	5.6x	

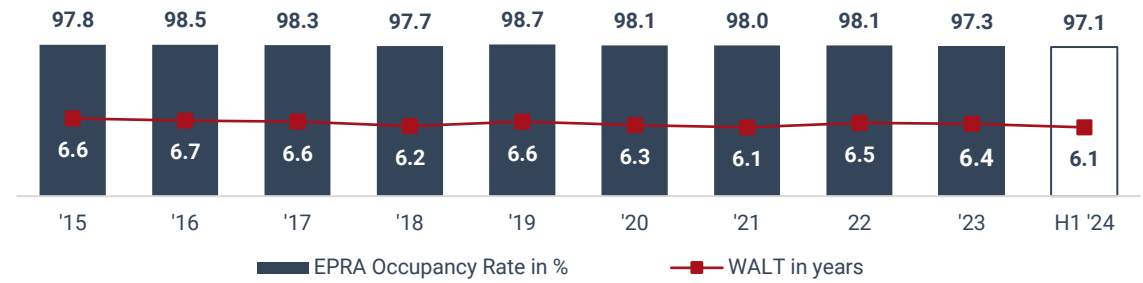
Key Figures

	H1 2024	Compare H1 2023	CAGR since 2019	2023	2022	2021	2020	2019
Income from rents and leases	€46.7m	+4.1%	+1.4%	€91.1m	€87.1m	€84.4m	€88.2m	€85.2m
Funds from Operations (FFO)	€28.3m	+0.7%	+0.2%	€54.7m	€51.0m	€53.1m	€55.6m	€54.3m
FFO per share	€0.35	+0.7%	-0.3%	€0.67	€0.63	€0.65	€0.69	€0.68
NAV per share	€9.75	-2.7%	-2.9%	€10.02	€11.86	€12.11	€11.05	€11.59

Portfolio Value and Average Property Value




WALT and EPRA Occupancy Rate



Top-10 Tenants

Tenant	Sector	% of Annual Rents
EDEKA	Food retail	13.6%
Kaufland	Food retail	7.1%
REWE	Food retail	6.9%
OBI	DIY	6.6%
Globus	Food retail/DIY	4.3%
Agentur für Arbeit	Authorities	3.1%
Barmer	Finances/Insurances	2.6%
Netcologne	IT/Communication	2.0%
City of Mainz	Authorities	1.8%
ALDI	Food retail	1.7%

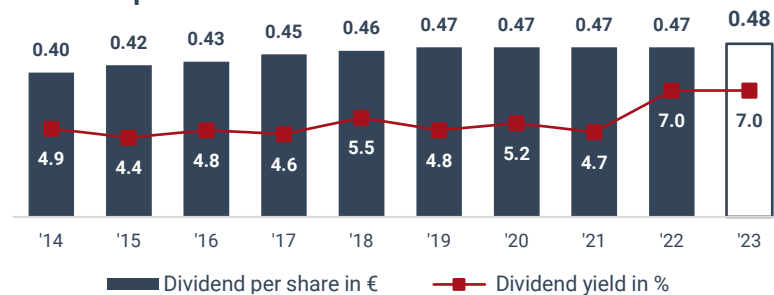
Sector Distribution



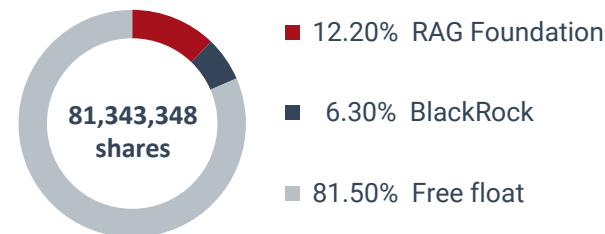
The HAMBORNER Share

Share price	€6.52 (as of 30 June 2024)
Market Cap	€530.4m (as of 30 June 2024)
WKN/ISIN	A3H2333 / DE000A3H2333
Ticker symbol	HABA
Class of shares	Registered share
Exchange segment	Prime Standard
Indices	SDAX, EPRA, RX REIT

Dividend per Share and Dividend Yield



Shareholder Structure



Contact

Christoph Heitmann
Head of Investor Relations, Financing & Corporate Communications
E-Mail: info@ir.hamborner.de
Tel.: +49 (0)203 54405 32
Web: www.hamborner.de